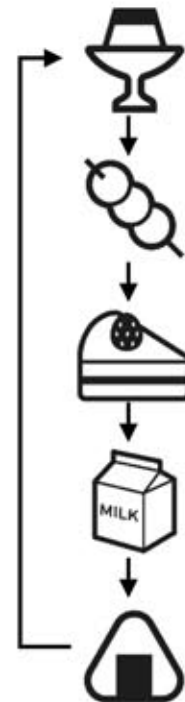
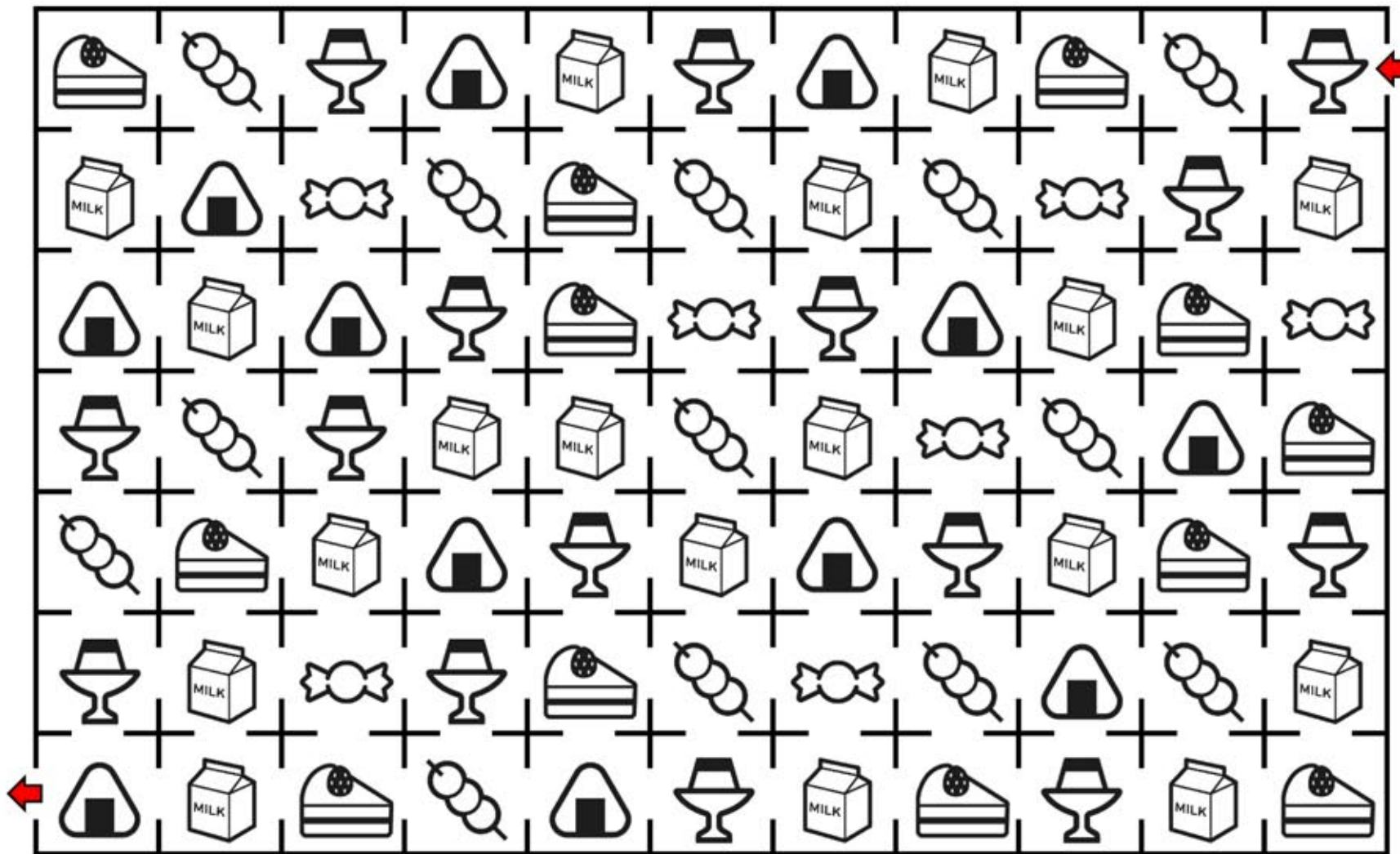


【レベル3】 順番迷路1

The maze is a 10x10 grid of animal icons. The icons are: Rabbit, Cat, Mouse, Dog, Frog, Cow, and Sheep. A path is indicated by red arrows: one at the top-right corner pointing left, and one at the bottom-left corner pointing right. On the right side, a vertical sequence of icons shows the path order: Rabbit, Mouse, Cow, Frog, Cat. Below this sequence is the text: の順番で進みましょう (じゅんばんめいろ) (Please proceed in order).

【レベル3】 順番迷路2



じゅんばん
の順番で進みましょう

【レベル3】 順番迷路3

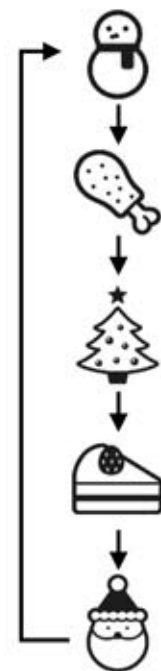
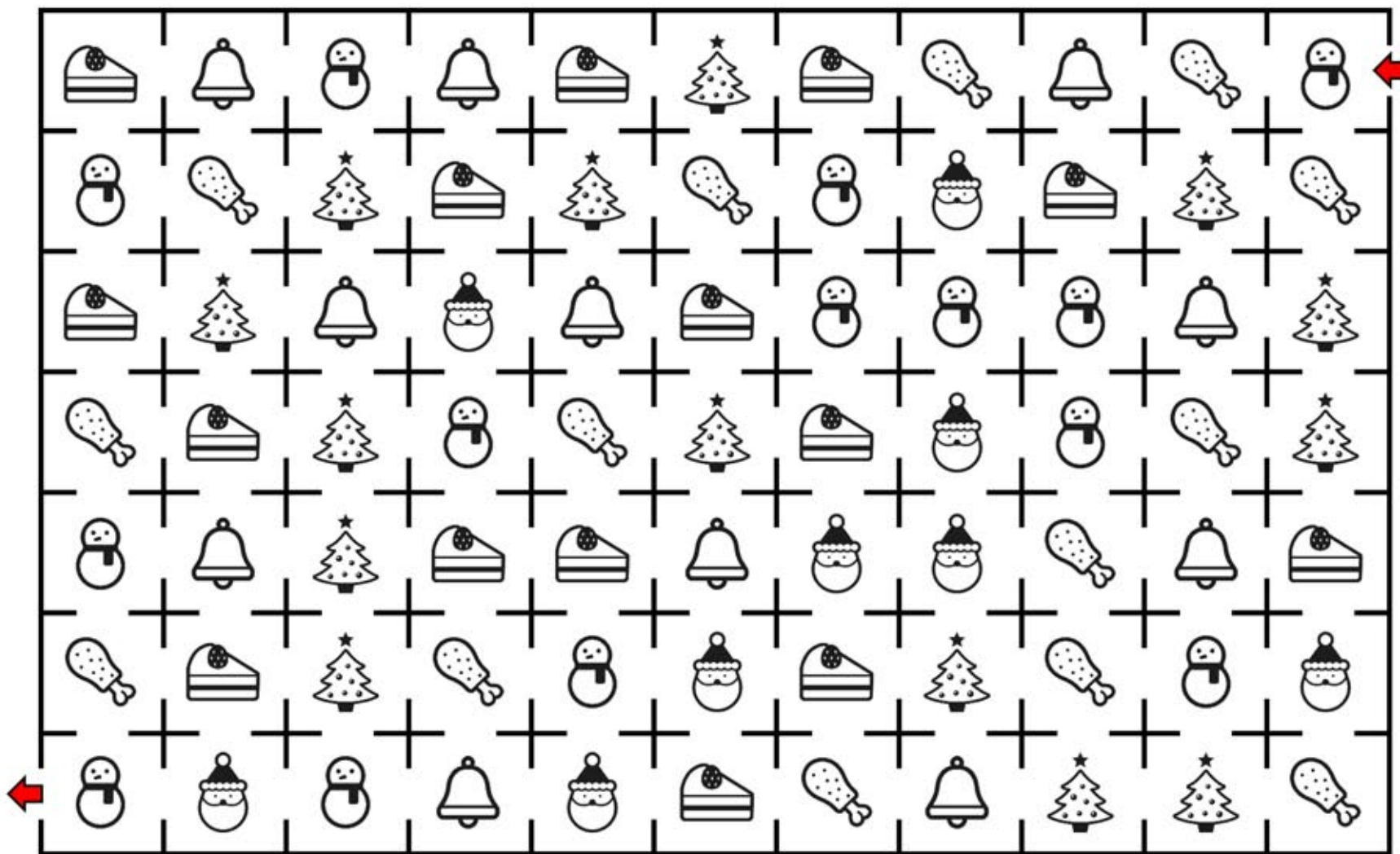
The maze is a 10x10 grid with the following icons in each cell (row by row):

Apple	Key	Book	Heart	Key	Apple	Key	Heart	Bell	Key	Bell
Book	Flower	Bell	Apple	Heart	Flower	Bell	Book	Flower	Apple	Key
Bell	Heart	Flower	Book	Apple	Key	Apple	Heart	Key	Heart	Book
Key	Flower	Apple	Key	Bell	Flower	Book	Flower	Apple	Heart	Flower
Book	Key	Flower	Bell	Bell	Apple	Flower	Book	Key	Bell	Bell
Flower	Apple	Heart	Heart	Book	Key	Heart	Apple	Flower	Book	Apple
Heart	Book	Heart	Flower	Book	Key	Bell	Book	Heart	Key	Flower

Red arrows indicate the start at the bottom-left cell (row 7, col 1) and the end at the top-right cell (row 1, col 10).

On the right side, a vertical sequence of icons shows the path: Bell, Key, Book, Flower, Heart. The text below it reads: この順番の順番で進みましょう

【レベル3】 順番迷路4



じゅんばん
めいろ
の
順番で
進ませ
よう

【レベル3】 順番迷路5

バナナ	人参	イチゴ	人参	桃	バナナ	りんご	桃	人参	イチゴ	人参	→
イチゴ	人参	りんご	桃	イチゴ	りんご	人参	桃	りんご	桃	バナナ	
人参	バナナ	人参	人参	バナナ	人参	イチゴ	バナナ	イチゴ	りんご	人参	
桃	桃	桃	イチゴ	りんご	桃	りんご	人参	イチゴ	人参	桃	
りんご	イチゴ	バナナ	人参	人参	イチゴ	人参	人参	バナナ	人参	りんご	
人参	人参	桃	りんご	バナナ	バナナ	イチゴ	りんご	イチゴ	バナナ	人参	
→	イチゴ	桃	イチゴ	桃	人参	イチゴ	人参	りんご	桃	人参	

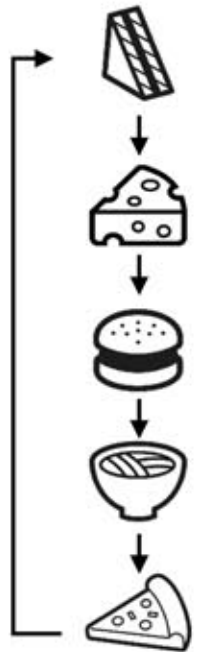
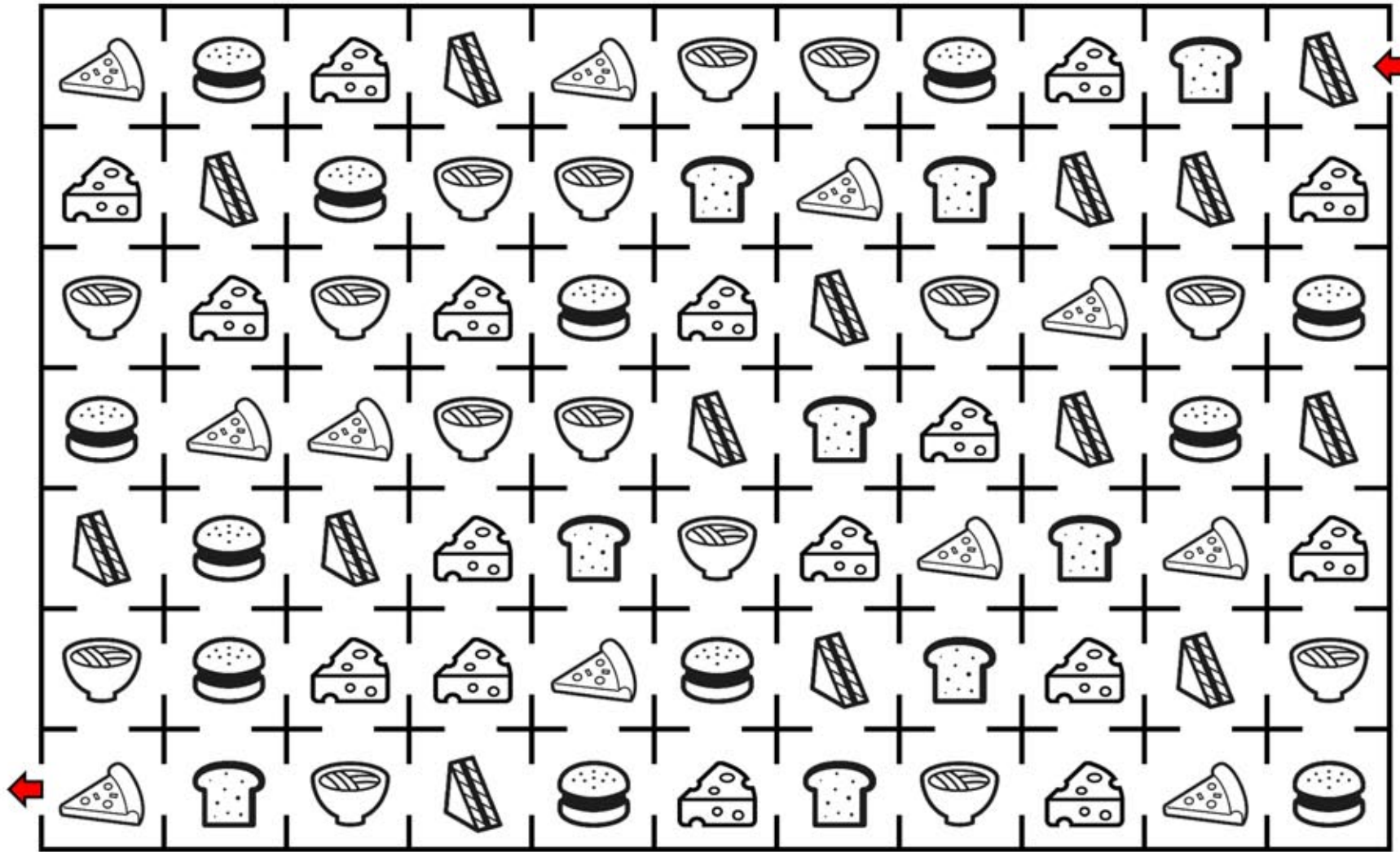
の順番で進みましょう

【レベル3】 順番迷路6

The maze is a 10x10 grid of animal icons. The icons are: Panda, Dog, Cow, Rabbit, Frog, Cat, and Panda. A path is indicated by red arrows: one at the top-right corner pointing left, and one at the bottom-left corner pointing right. To the right of the grid, a vertical sequence of icons shows the path order: Cow, Dog, Panda, Cat, Frog. A vertical line with arrows connects the top-right red arrow to the Cow icon, and the bottom-left red arrow to the Frog icon. Below this sequence is the text: の順番で進みましょう (じゅんばんめいろ)

じゅんばんめいろ

【レベル3】 順番迷路7



じゅんばんめいろ
の順番で進みましょう

【レベル3】 順番迷路9

The maze consists of a 10x10 grid of cells. Each cell contains one of the following icons: a sock, a bow, an alarm clock, a hat, a t-shirt, or a pair of glasses. A red arrow points to the top-right cell (row 1, column 10), and another red arrow points to the bottom-left cell (row 10, column 1). To the right of the grid, a vertical sequence of icons is shown with downward arrows between them, starting with a pair of glasses and ending with a bow. A bracket on the left of this sequence points to the grid. Below the sequence is the vertical text: 順番で進みましょう (じゅんばんですすみましょう).

【レベル3】 順番迷路10

The maze is a 10x10 grid with the following icons in each cell (row by row):

Target	Pencil	Baseball	Card	Die	Target	Pencil	Baseball	Card	Die	Target
Die	Pencil	Die	Target	Pencil	Card	Die	Card	Die	Card	Trumpet
Card	Trumpet	Card	Trumpet	Target	Pencil	Card	Trumpet	Pencil	Target	Pencil
Baseball	Pencil	Target	Die	Card	Baseball	Pencil	Target	Target	Die	Card
Pencil	Baseball	Die	Card	Trumpet	Target	Trumpet	Die	Card	Trumpet	Baseball
Trumpet	Target	Pencil	Trumpet	Baseball	Pencil	Target	Card	Baseball	Target	Die
Target	Pencil	Baseball	Card	Die	Target	Pencil	Baseball	Target	Trumpet	Pencil

Red arrows indicate the start at the top-right cell (row 1, column 10) and the end at the bottom-left cell (row 10, column 1).

On the right, a vertical sequence of icons shows the path: Target → Die → Card → Baseball → Pencil. Below this sequence is the text: じゅんばんの順番で進みましょう