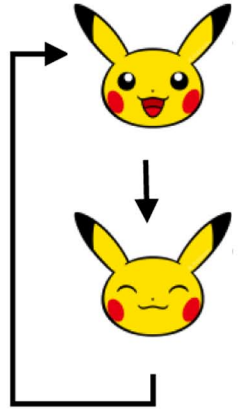



じゅんばんめいろ

【ポケモン】 順番迷路1



じゅんばんめいろの順番で進みましょう


じゅんばんめいろ

【ポケモン】 順番迷路2

The maze consists of a 5x8 grid of cells. Each cell contains a Pikachu face with a unique expression. A red arrow points to the top-right cell (row 1, column 8). Another red arrow points to the bottom-left cell (row 5, column 1). To the right of the grid, a vertical sequence of three Pikachu faces shows a path: the top face has a winking expression, an arrow points down to the middle face which has a surprised expression, and an arrow points left to the bottom face which has a neutral expression. Below this sequence is the vertical text: の順番で進みましょう (Please proceed in order).

じゅんばんめいろ

【ポケモン】 順番迷路3




じゅんばんめいろ

【ポケモン】 順番迷路4

の
じゅんばん
めいろ
で
すす
みま
しよ

じゅんばんめいろ

【ポケモン】 順番迷路5



じゅんばん
すす
の
順
番
で
進
み
ま
し
よ
う

じゅんばんめいろ

【ポケモン】 順番迷路6

じゅんばんめいろ

の順番で進みましょう